

# Harrison High School

2019-20

# Highlights

- We met the accountability participation rate of 95% (this means we did not have a low participation stamp on our spf)
- Maintained approaching in academic achievement
- **Meets in growth for ELP learners**
- Meets in post secondary and workforce readiness
- Our matriculation rate went from 47.5% to 56.5%
- **Meets for drop out rate**
- Exceeds in graduation rate for ELL students
- English cohort growth was all in the meets and exceeds category according to College Board.

# State Test Scores

## PSAT 8/9 April 2019, 9th grade - Scores & Benchmarks

School  
Mean Score  
**796**

District  
Mean Score  
**838**

State  
Mean Score  
**905**

Total Group  
Mean Score  
**890**

---

Number of Participants **270**

---

Number of Participants **723**

---

Number of Participants **63,295**

---

Number of Participants **373,598**

---

Met Both Benchmarks **27%**

---

Met Both Benchmarks **33%**

---

Met Both Benchmarks **46%**

---

Met Both Benchmarks **43%**

Met ERW (410) **46%**

Met ERW (410) **54%**

Met ERW (410) **66%**

Met ERW (410) **63%**

Met Math (450) **30%**

Met Math (450) **38%**

Met Math (450) **49%**

Met Math (450) **46%**

Met None **51%**

Met None **41%**

Met None **30%**

Met None **34%**

---

## PSAT 10 April 2019, 10th grade - Scores & Benchmarks

School  
Mean Score  
**865**

Number of Participants **226**

Met Both Benchmarks **24%**  
Met ERW (430) **50%**  
Met Math (480) **26%**  
Met None **48%**

Distribution of Scores

District  
Mean Score  
**875**

Number of Participants **627**

Met Both Benchmarks **24%**  
Met ERW (430) **55%**  
Met Math (480) **26%**  
Met None **43%**

Distribution of Scores

State  
Mean Score  
**937**

Number of Participants **61,031**

Met Both Benchmarks **37%**  
Met ERW (430) **65%**  
Met Math (480) **39%**  
Met None **34%**

Distribution of Scores

Total Group  
Mean Score  
**925**

Number of Participants **364,806**

Met Both Benchmarks **35%**  
Met ERW (430) **62%**  
Met Math (480) **37%**  
Met None **37%**

Distribution of Scores

## SAT School Day March 2019 - April 2019, 11th grade - Scores & Benchmarks

School  
Mean Score  
**905**

Number of Participants **233**

Met Both Benchmarks **18%**  
Met ERW (480) **43%**  
Met Math (530) **19%**  
Met None **55%**

Distribution of Scores

District  
Mean Score  
**934**

Number of Participants **585**

Met Both Benchmarks **23%**  
Met ERW (480) **49%**  
Met Math (530) **24%**  
Met None **50%**

Distribution of Scores

State  
Mean Score  
**1000**

Number of Participants **57,782**

Met Both Benchmarks **37%**  
Met ERW (480) **58%**  
Met Math (530) **39%**  
Met None **39%**

Distribution of Scores

Total Group  
Mean Score  
**973**

Number of Participants **960,712**

Met Both Benchmarks **31%**  
Met ERW (480) **53%**  
Met Math (530) **33%**  
Met None **45%**

Distribution of Scores

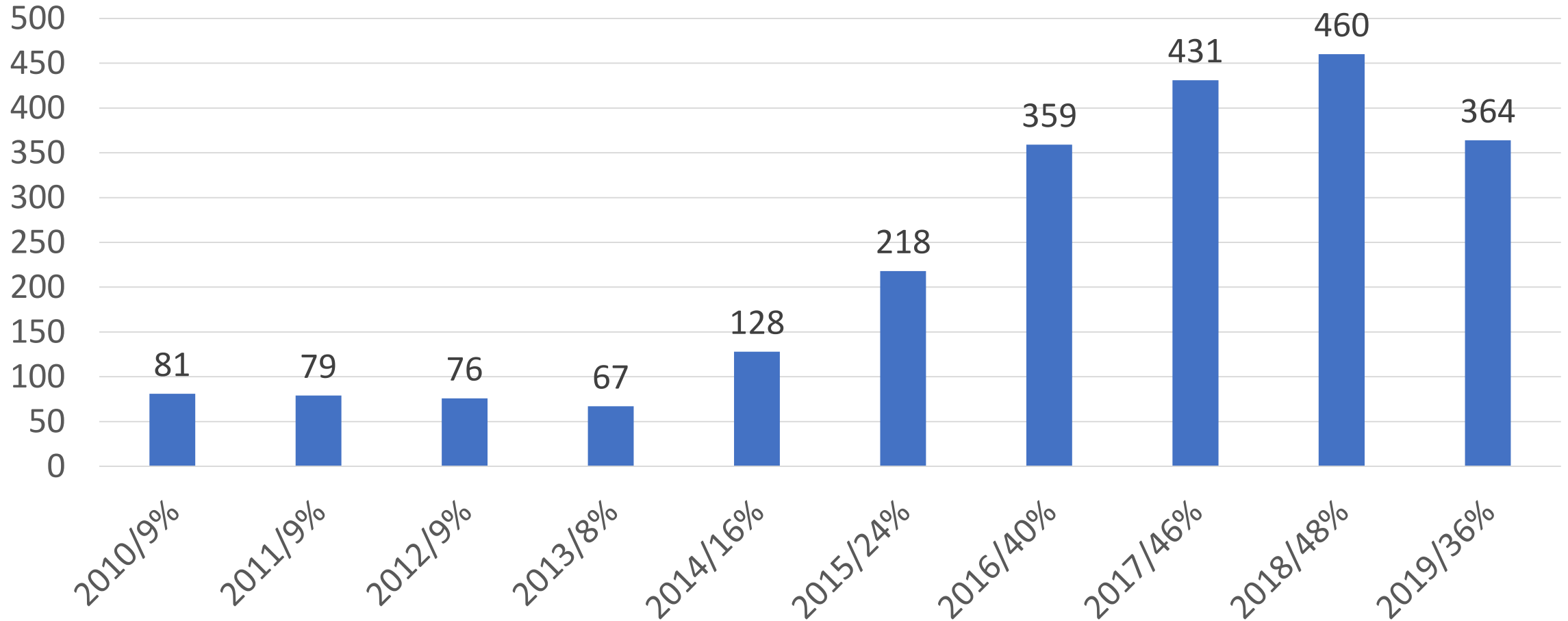
# AP Exam Results

# 2019 AP Highlights

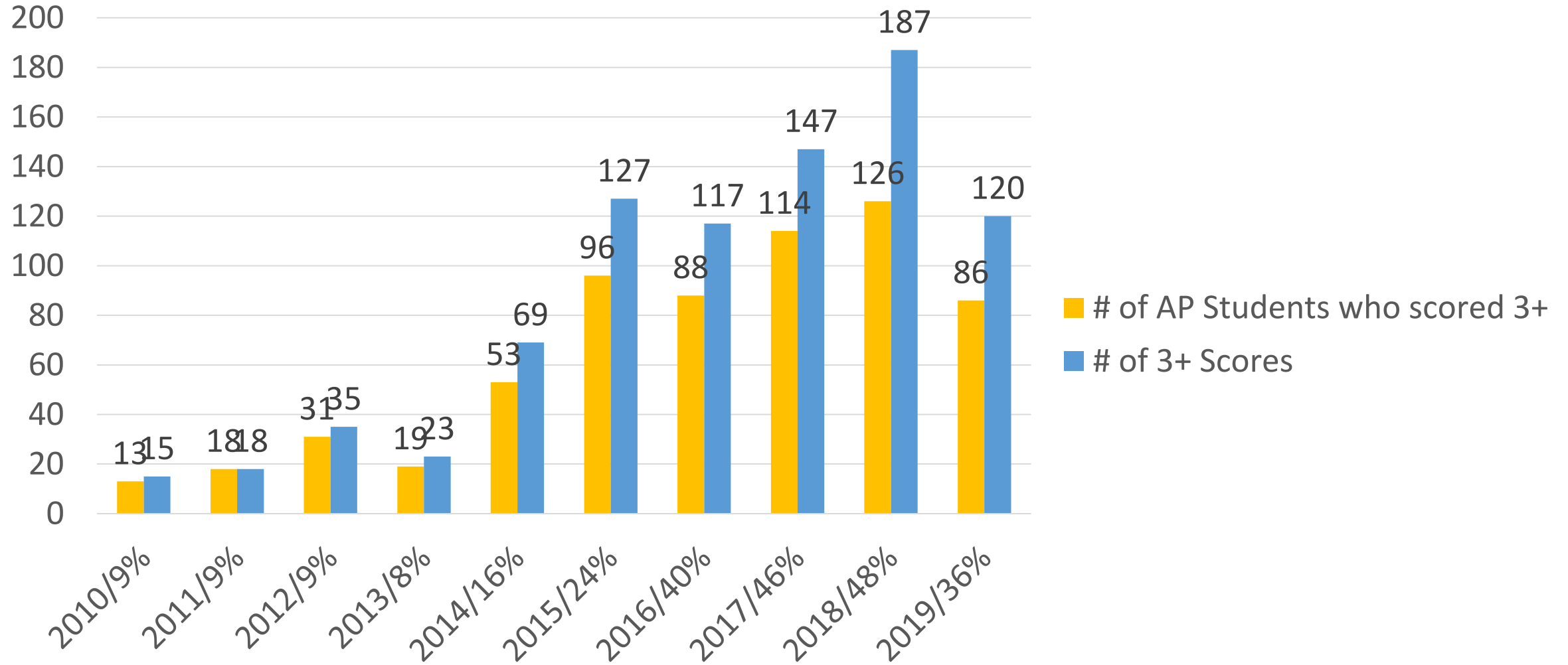
- We had 30 AP Scholars!
- We had the highest number of passing scores in AP Gov that we have ever had!
- We had dramatic increases in AP Stats, AP Gov, and in AP Spanish Lang!
- Over a third of our student body took an AP exam last year!
- We had our first passing scores in AP Psychology and AP Physics!
- All six of our new AP teachers had at least one passing test score!
- Students have earned over 156,000 dollars in savings!



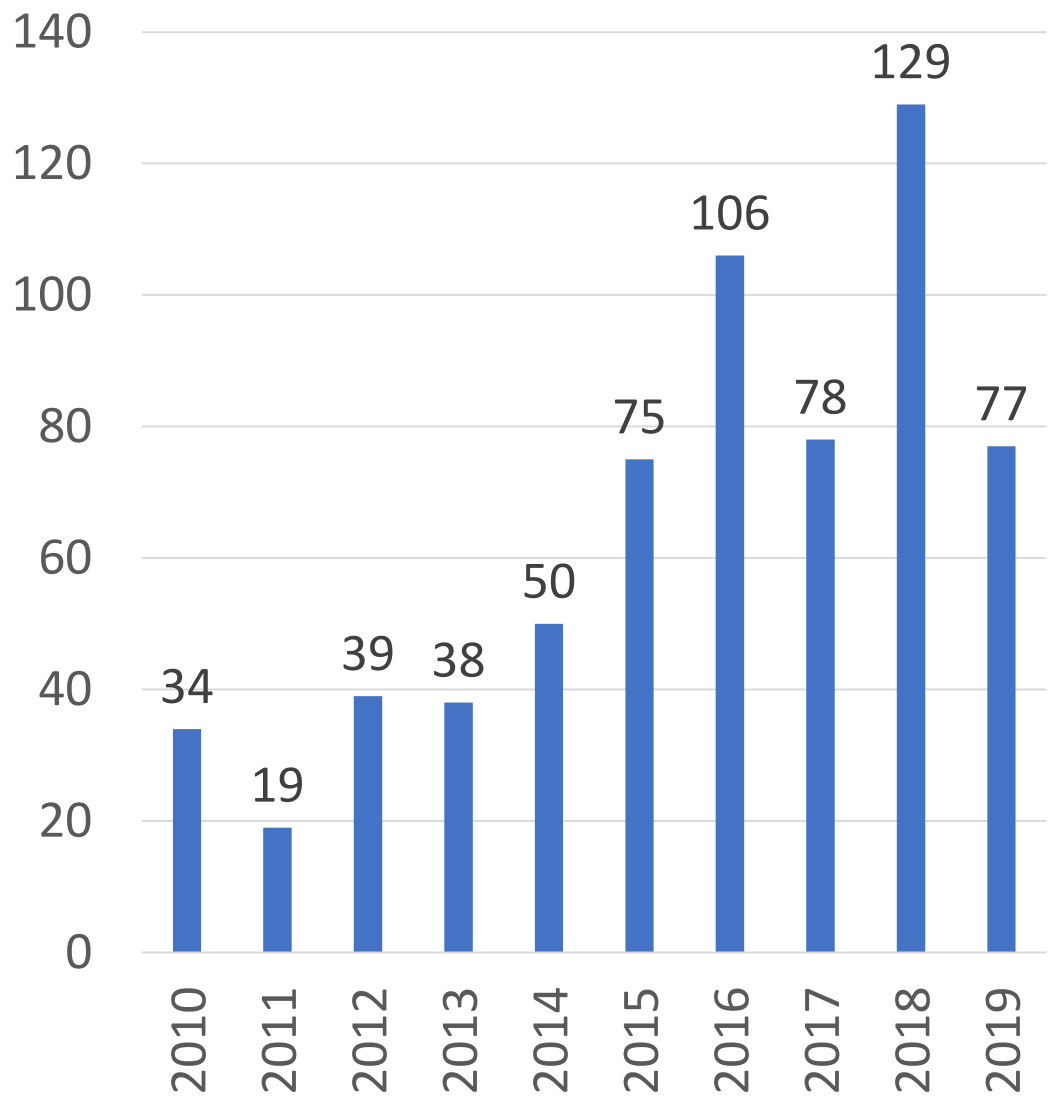
# # of AP Exam Takers and % of School Population



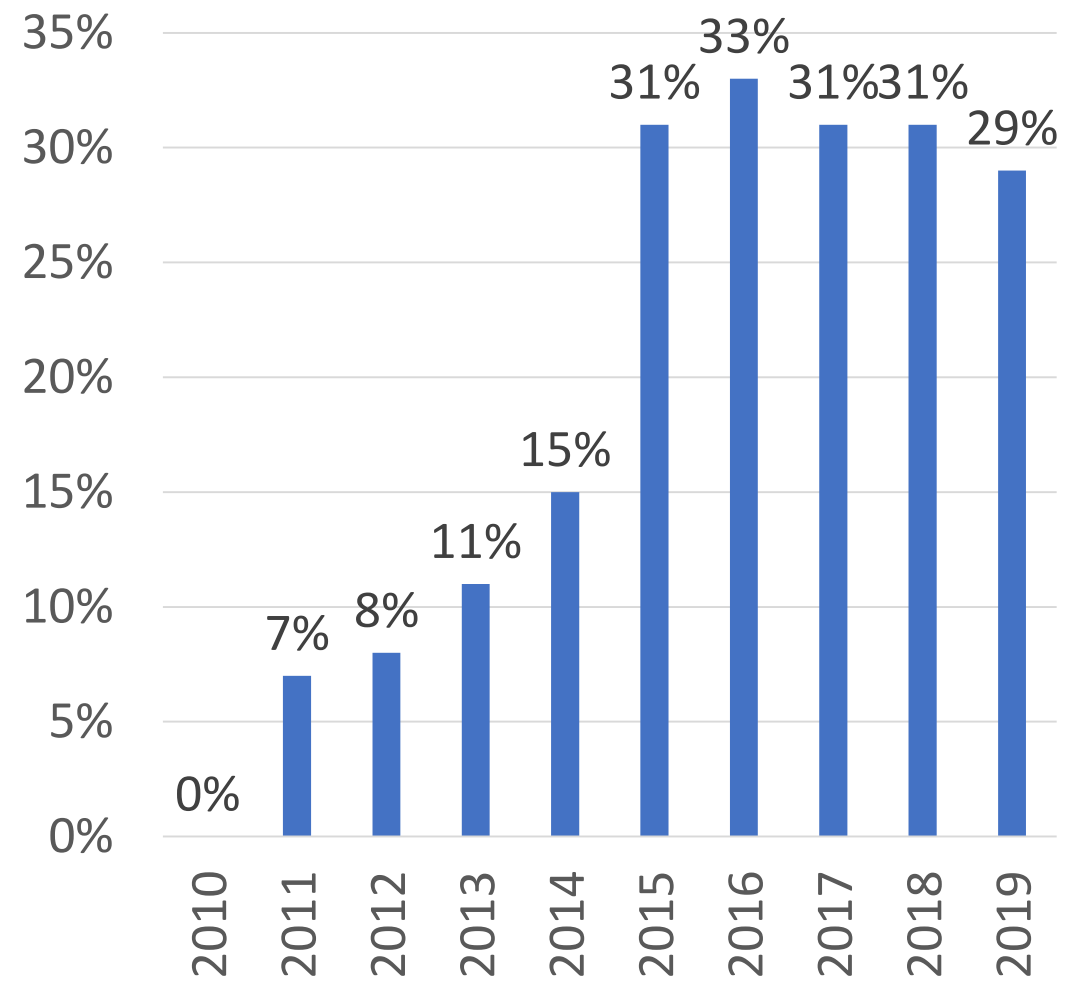
# # of AP Students who Scored 3+ and # of 3+ Scores



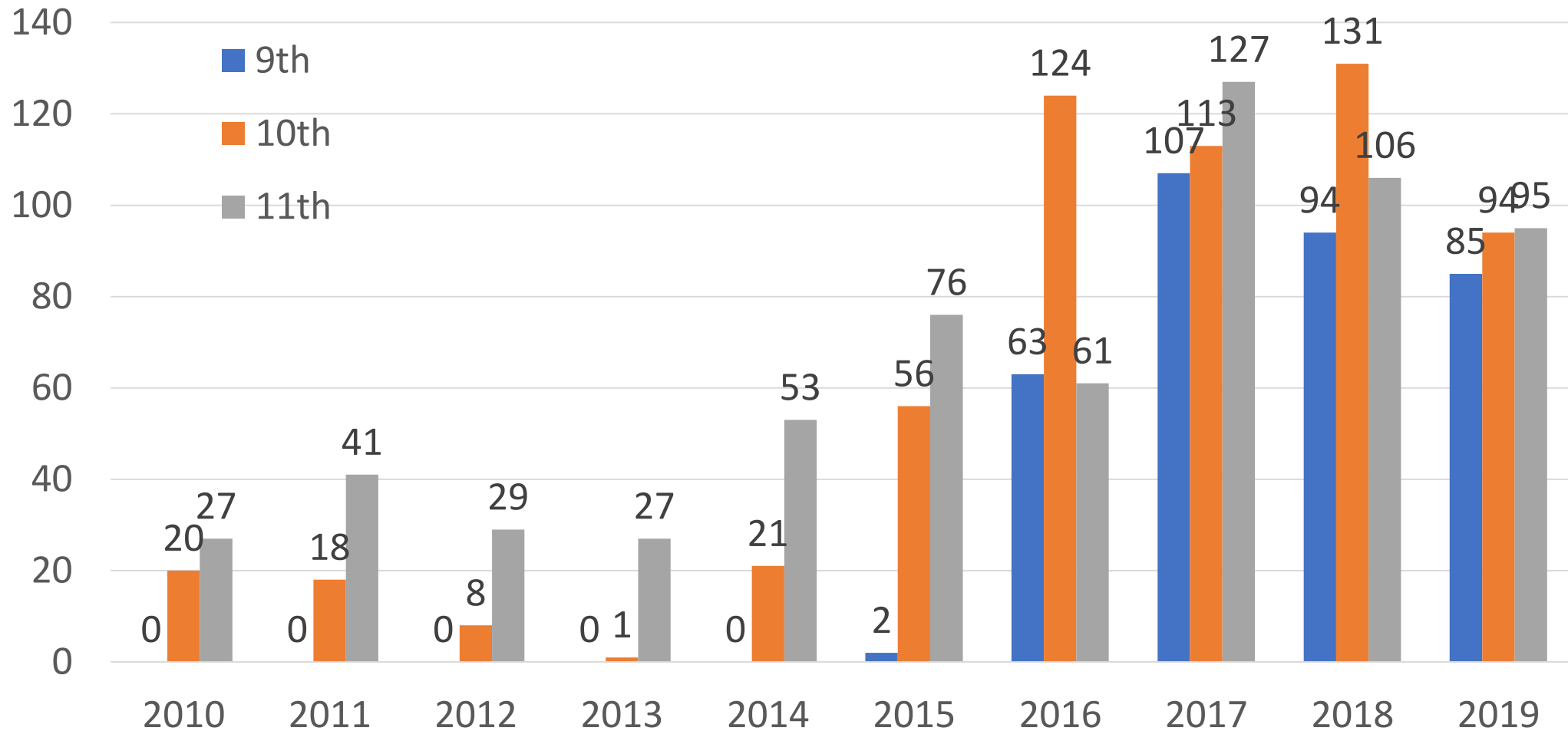
### # of Seniors Taking AP



### Percentage of Seniors (who scores a 3+ on at least one AP exam)

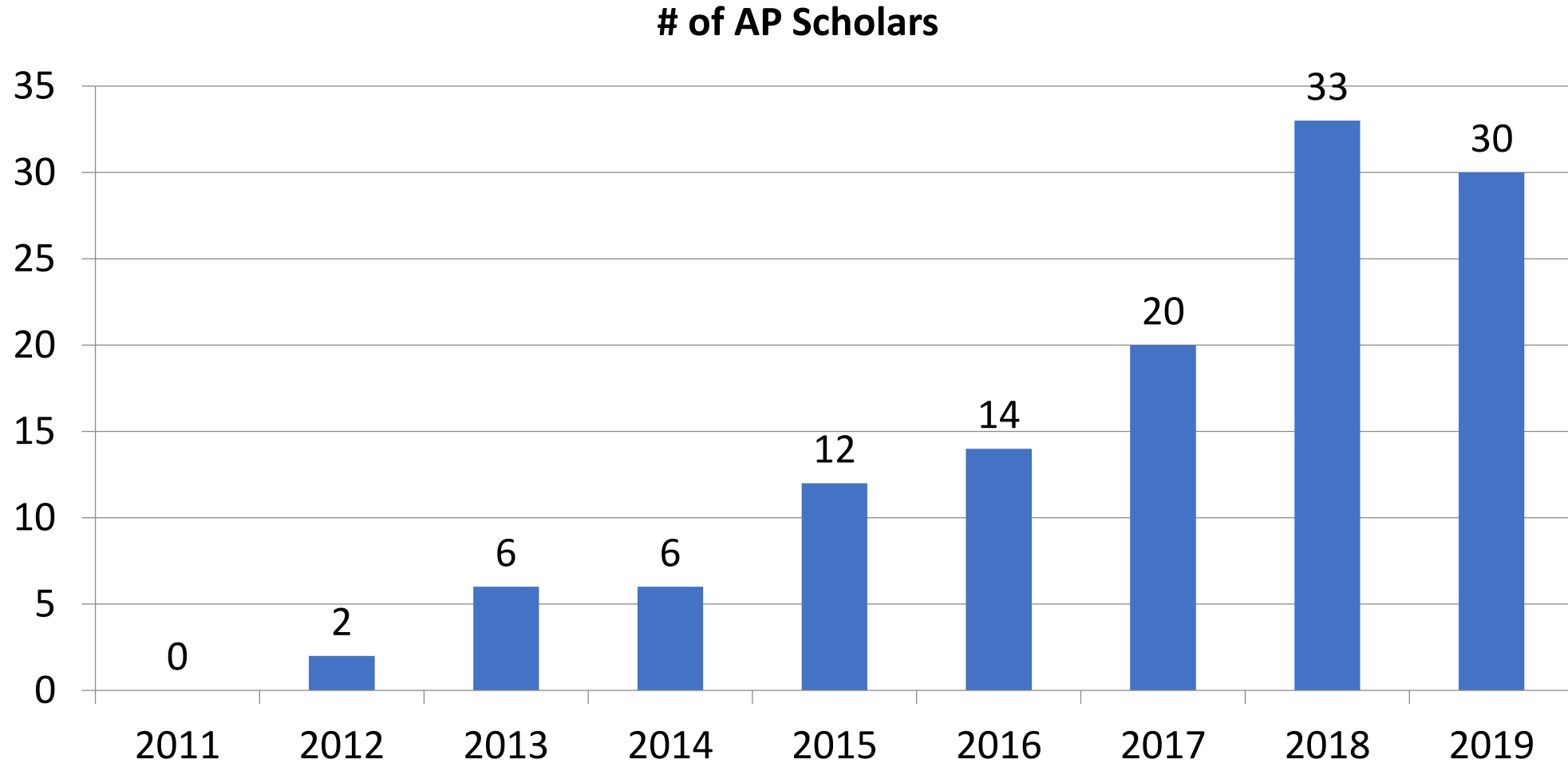


# # of 9<sup>th</sup>, 10<sup>th</sup>, and 11<sup>th</sup> Graders Taking AP



# AP Scholars

(Granted to students who score a 3 or higher on 3 or more exams, award did not exist until 2011)



# 2019 AP Scholars

(Granted to students who receive scores of 3 or higher on 3 or more of the AP exams)

- Abram Abeyta
- Fatima Aguirre
- Jennifer Amaya
- Karla Avila
- Israel Castanon
- Autumn Choate
- Steve De La Torre
- Levi Diaz
- Dante Ealom
- Katrina Eickoff
- Jonathan Favela
- Olivia Fernandez
- Jimena Hernandez
- Daniel James
- James Kim
- Brian Miramontes
- Deonnie Mosley
- Donasiyano Nimpagaritse
- Emanuel Olvera
- Ashley Ramirez
- Berenice Rivera
- Eunice Rivera
- Kelsey Serrano
- Joceline Garcia
- Matt Hammonds

# 2019 AP Scholar with Honor

(Granted to students who receive an average score of at least 3.25 on all AP Exams taken, and scores of 3 or higher on four or more exams)

- Giselle Zamora

# 2019 AP Scholar with Distinction

(Granted to students who receive an average of at least a 3.5 on all AP Exams and earn scores of 3 or higher on 5 or more of these exams)

- Martin Esquivel
- Elisia Fernandez
- Sean Gibson
- Hailey Tamayo