

# eLearning Tips

## Chromebook

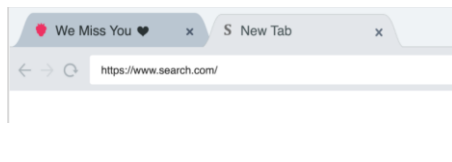


### Chromebook Terms and Directions


**Browser:** A window in Google Chrome where you type a web address into the address bar.



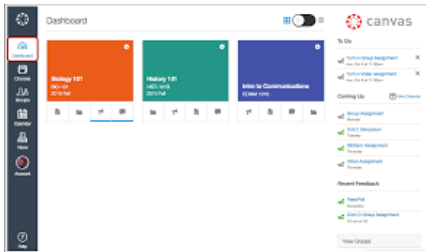
**Tab:** Part of the browser window where you can open a new website without closing the first.



**HSD2 Portal:** The first website that pops up when you log in to your Chromebook. All Tiles (links) that students need will be here. Available at [my.hsd2.org](http://my.hsd2.org).



**Canvas:** The main e-learning platform. Accessible on the Portal. Each teacher has their own course tile.



**Login Information:** Students' username is their student ID. Their password is the capital first letter of their first name, lowercase first letter of their last name, and 6-digit birthday.

Example:


Username: 463773

Password: Js042213

\*Try just the number for the username. If that does not work, add "@hsd2.org" after the number.

\*\*This login info is used for most sites the students will access. Teachers will communicate if there is a change for specific sites used.

**Turning Off:** Hold down the power button for 10 seconds to fully turn off the device. Do this each night to ensure that updates install.



### Emergency Contacts

Homeroom Teacher  
Class Dojo

Forgotten login/password  
Questions on specific assignments or lessons

GES Front Office  
719-579-2165

Absences or Infinite Campus issues  
Staff contact info  
General Questions

WebHelp Desk  
719-579-2106

Monday – Thursday: 8:00am – 6:00pm  
Friday: 8:00am – 4:00pm

Damaged or malfunctioning equipment  
Website or portal errors

Literacy / Instructional Coach  
Bernadette Wilson ([bewilson@hsd2.org](mailto:bewilson@hsd2.org))

Issues with Canvas, Nearpod, Imagine Math,  
iReady, Smart Suite.

Principal – Lorna Breske ([lbreske@hsd2.org](mailto:lbreske@hsd2.org))  
Assistant Principal – Vicki Potter  
([vpotter@hsd2.org](mailto:vpotter@hsd2.org))

Student issues that require administrator  
attention

Counselor

Tatinya Taylor ([ttaylor@hsd2.org](mailto:ttaylor@hsd2.org))

Family resources: internet, food, daycare,  
clothing, etc.

## Live Streaming Platforms

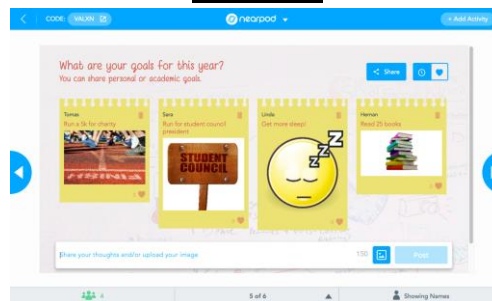


### Microsoft Teams:



- If a teacher is using Teams, the link (or linked button) will be on the teacher's Canvas page or on the MS Teams calendar. Click the link to open the Teams app.
- Be sure to have video ON and stay muted until unmuted by the teacher. Students should hit the “raise hand” button to get their teachers attention. Please no shouting out.
- Make sure students do not use the chat unless asked by a teacher.
- Do not use Teams outside of live streaming class time.

### Nearpod:



- Students will click on a link from their teacher in Canvas, Teams, or Zoom to open a new Nearpod tab.
- Nearpod allows students to learn new content and do fun and engaging self-paced (independent) or live (whole class) activities. Students can collaborate to share ideas, race other students to solve problems, take live polls, answer quiz questions, go on virtual field trips, and so much more!
- Teachers can see students' submitted work in real time.

### Smart Learning Suite (HelloSMART.com)

- Students will access daily lessons via Smart Learning Suite.
- Students should login using the Google sign in option.
- Teachers will have an access code to enter the class. The code does not change.
- When prompted, students should record their work\answers on the slides provided.

## Important Tiles on the HSD2 Portal

<p style="text-align: center;"><u>Infinite Campus</u></p>  <p>Students need to take their own attendance daily. Each day, students need to log in with their HSD2 (Chromebook) login and mark “Yes I’m here.”</p>	<p style="text-align: center;"><u>Canvas</u></p>  <p>Students will access all of their teacher’s lessons through this site by clicking on the name of the course.</p>	<p style="text-align: center;"><u>Great Minds</u></p>  <p>Students will use this math site to watch math videos and complete other learning activities.</p>	<p style="text-align: center;"><u>Amplify Reading</u></p>  <p>This is used for progress monitoring in 3<sup>rd</sup>-5<sup>th</sup> grades.</p>
<p style="text-align: center;"><u>Imagine Math</u></p>  <p>Some students may log on to Imagine Math to complete math practice assigned by their teacher.</p>	<p style="text-align: center;"><u>WebHelpDesk</u></p>  <p>For any technology problems that can’t be solved by your student’s teacher, put in a Web Help Ticket. The IT team will contact you to help.</p>	<p style="text-align: center;"><u>ConnectEd</u></p>  <p>This is the online version of the Wonders reading curriculum. Students may use it to read texts, complete activities, and take reading tests.</p>	<p style="text-align: center;"><u>iReady</u></p>  <p>Students may use iReady for tests or lessons when assigned by their teacher. They will be logged in automatically</p>
<p style="text-align: center;"><u>Unify</u></p>  <p>Students may access this when teachers assign class assessments.</p>	<p style="text-align: center;"><u>ClassDojo</u></p>  <p>This can be used to see updates for the class. Student may also post responses to assignments on their portfolios.</p>		

**Reminder:** Download the Class Dojo app or go to [classdojo.com](http://classdojo.com) to get the most updated news from Giberson Elementary and your child’s teacher. Contact through Dojo is the easiest way to communicate and learn important updates. If you aren’t connected yet, email your child’s teacher or send them a message through Canvas.

# Troubleshooting FAQ

## **What should I do if websites are not loading properly?**

1. Hold down the power button until the Chromebook shows a menu on the screen. Select the power off option. Wait 30 seconds then restart it.
2. Check your internet connection.
3. Give the page plenty of time to load.

## **What do I do if I cannot find my eLearning schedule?**

Check Class Dojo, check our Giberson eLearning web page or send your teacher a message/email.

## **How do I know what assignments I should be turning in?**

Check the teacher's Canvas page. Message or email the teacher with any concerns.

## **What should I do for extra learning activities?**

Ask your teacher about using Imagine Math or iReady in their extra time.

## **Updates are sent out regularly to student Chromebooks.**

If nothing on your computer seems to work, you probably have an update waiting. Make sure to shut down the Chromebook at least ONCE per day so that updates can be installed. Failure to do so may result in Chromebook performance issues.